

# The RC-85 transmitter (car accessory)



The RC-85 is a component of Jablotron's Oasis 80 alarm system. It is designed to be installed inside cars with a voltage supply of 12 V to 24 V to remotely control electrical appliances (e.g. garage doors or parking gates), in a similar way to the RC-86 keyfob. It can also be used for sending an alarm signal from a car.

The transmitter is not continuously powered and only transmits a signal when connected to the power supply. It can be configured whether a signal is sent instantly or only after two applications of the power supply within 2 seconds.

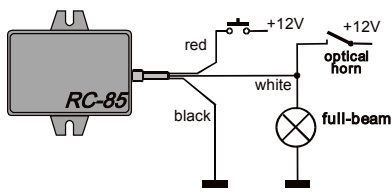
## Installation

Install the transmitter into the car's interior (e.g. in the dashboard) It should not be installed directly onto a metal surface (it adversely affects the transmitter's radio range). We recommend securing the transmitter onto a plastic part of the car with screws. The wires also serve as an antenna so they should not be shorter than 30cm.

## Wiring

Black	GND	
Red	Connecting to a positive voltage supply sends a SET (arm) signal	
White	Connecting to a negative voltage supply sends an UNSET (disarm) signal	
By connecting both wires to a voltage supply a panic signal is sent (= both buttons are pressed simultaneously).		

- **For operation in a car** it is possible to use existing switches in the car (full-beam headlight flash switch, horn – it is recommended to have the double-pulse reaction enabled), or, alternatively, any other suitable additional switches can be installed.



Example of wiring in a car

- **To send alarm information from a car** to an Oasis system, connect the red and white wires to the car alarm output where a positive voltage supply is present during an alarm (e.g. the siren output).

*Caution: Avoid using this output for confirming car alarm operation (this would cause false alarms).*

## Double-pulse reaction

As a factory default, the transmitter will send a signal immediately after being connected to a power supply. This behaviour can be changed by connecting a jumper (link) inside the transmitter. After that, both inputs will react only when a voltage supply is connected for the second time within 2 seconds. This corresponds to a double-press of a button. This feature allows you to prevent the appliances from reacting to changes in voltage supply which are due to standard car operation, e.g. turning lights on/off. If both inputs are switched simultaneously to a voltage supply, a panic signal is always sent

immediately after the power supply has been connected for the first time, regardless of the jumper setting.

## Enrollment to a receiver

Enrolling the RC-85 transmitter is the same as in the case of the RC-86 keyfob. But instead of pressing the buttons, the two wires get connected to a voltage supply.

## Notes about RC-85 functions

The RC-85 **only sends a signal at the moment of connecting the wires** to a voltage supply. For the next transmission, the voltage supply must first be disconnected and then connected again. The functions of each wire are independent – if one wire is permanently connected to a voltage supply, the other one still works.

**For controlling appliances**, the UC-82 or AC-82 receivers can be used (the transmitter is enrolled to the receiver by activation – see the manual for the particular receiver).

**For acoustic signalling**, the doorbell function of the JA-80L indoor wireless siren can be used (the transmitter is enrolled to the siren by activation – see the manual for the siren).

**For reporting a car alarm to an Oasis alarm system**, the transmitter can be enrolled to the Oasis control panel or to the UC-82 receiver. In enrollment mode, connect both RC-85 wires (red and white) to a positive voltage supply and keep them connected for about 3 sec. (the same effect as simultaneously pressing and holding a keyfob's buttons).

When the car alarm is triggered connect power to the red wire to transmit a signal. The device reaction in the Oasis system is set to 4 (24 hours).

## Technical specifications

Power supply	12V to 24V ± 30%
Consumption	10 / 20 mA
Communication band	868 MHz, Oasis protocol
Communication range	approx. 50 m (open area)
Config. input reactions	1 or 2 pulses of voltage supply
Operational temperature range	-10 to +40 °C
Storage temperature range	-40 to +85 °C
Dimensions, weight	84 x 53 x 25 mm, 120 g
Can be operated according to	ERC REC 70-03

## FCC ID VL6RC85



10R - 01 4531

JABLOTRON ALARMS a.s. hereby declares that the RC-85 is in a compliance with the relevant Union harmonisation legislation: Directives No: 2014/53/EU, 2014/35/EU, 2014/30/EU, 2011/65/EU. The original of the conformity assessment can be found at [www.jablotron.com](http://www.jablotron.com) - Section Downloads.



**Note:** Although this product does not contain any harmful materials we suggest you return the product to the dealer or directly to the producer after use.

**JABLOTRON**  
CREATING ALARMS

JABLOTRON ALARMS a.s.  
Pod Skalkou 4567/33  
46601 Jablonec nad Nisou  
Czech Republic  
Tel.: +420 483 559 911  
Fax: +420 483 559 993  
Internet: [www.jablotron.com](http://www.jablotron.com)