

JABLOTRON Mercury

www.jablotron.com

PRODUCT MAP

JABLOTRON Mercury systeemparemeters

tot
4
Secties

tot
32
Gebruikers

tot
31
Randapparatuur

tot
2
PG-uitgangen



JABLOTRON Mercury biedt een snellere en flexibelere installatie. De parameters van het beveiligingssysteem zijn vooraf ingesteld, zodat de volledige configuratie eenvoudig kan worden voltooid in de MyCOMPANY-app.



C-BENLMMAP24081

EN
50131

2
GRADE


CE
CERTIFICATION

UK
CA



JABLOTRON

CENTRALES



BEDIENINGSELEMENTEN

KEYPADS EN TOEGANGSMODULES



AFSTANDSBEDIENINGEN




AUTORISATIEAPPARATEN




MODULES

UITGANG




INVOER




DETECTOREN

DUBBEL (PIR + MW)



GEcombineerd (PIR + GLASBREUK)



BEWEGING (PIR)




FOTO-VERIFICATIE




OPENINGS



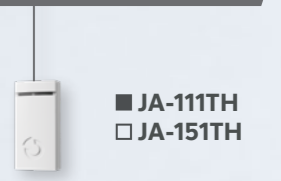
BRAND



WATERLEK

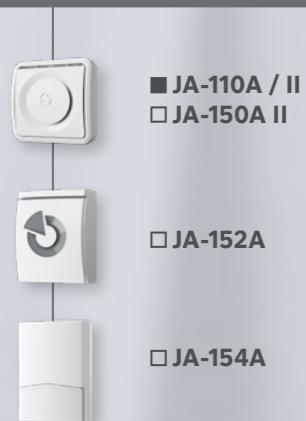


TEMPERATUUR




SIRENES

BINNEN



BUITEN



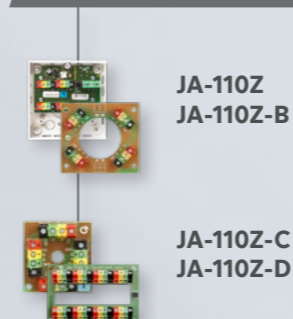
SYSTEMAPPARATEN

RADIOMODULE




INSTALLATIE

BUSSPLITTERS



IP-CAMERA'S



■ - BUS apparaten
□ - DRAADLOZE apparaten