

# JABLOTRON Mercury

[www.jablotron.com](http://www.jablotron.com)

MAPPA DEI PRODOTTI

## Parametri del sistema JABLOTRON Mercury

fino a  
**4**  
sezioni

fino a  
**32**  
utenti

fino a  
**31**  
periferiche

fino a  
**2**  
uscite PG



**JABLOTRON Mercury** offre un'installazione rapida e flessibile. I parametri del sistema di sicurezza sono preimpostati, per cui l'intera configurazione può essere completata comodamente nell'App MyCOMPANY.



C-ITMMAP24081

**EN**  
50131

**2**  
GRADO


**CE**  
CERTIFICATION

**UK**  
**CA**



**JABLOTRON**

## CENTRALI




## ELEMENTI DI CONTROLLO

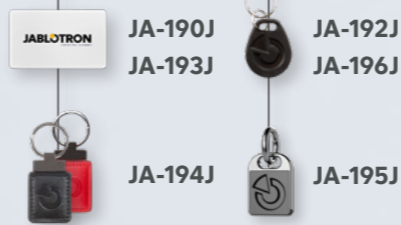
### TASTIERE E MODULI DI ACCESSO



### TELECOMANDI




### TAG E TESSERE




## MODULI

### USCITA




### INGRESSO




## RILEVATORI


### DOPPIA TECNOLOGIA (PIR + MW)



### COMBINATI (PIR + ROTTURA VETRO)



### MOVIMENTO (PIR)




### FOTO-VERIFICA



### APERTURA



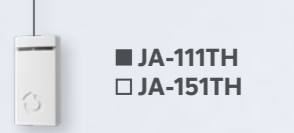
### INCENDIO



### ALLAGAMENTO



### TEMPERATURA




## SIRENE

### INTERNE



### ESTERNE




## ELEMENTI DEL SISTEMA

### MODULO RADIO



## MONTAGGIO

### SEPARATORE DI BUS



## VIDEOCAMERE IP



■ - Elementi BUS  
□ - Elementi WIRELESS